

Double Rollers Wet Pan Mill 1100 1200 Model Gold Powder Making Machine With 400 500 Kg Per Hour Output Size 150 Mesh

Our Product Introduction

for more products please visit us on mining-crushermachine.com

Basic Information

- Place of Origin: CHINA
- Brand Name: Ascend
- Certification: ISO9001
- Model Number: 1600 1500 1400 1200 1100
- Minimum Order Quantity: 1 set
- Price: USD 3500-4600 set
- Packaging Details: Water and rust proof in wooden box or cotainer
- Delivery Time: 7-10 working days
- Payment Terms: T/T, Western Union
- Supply Ability: 20 set per month



Product Specification

- Product Name: Wet Pan Mill
- Application: Energy&Mining
- Raw Material: Gold Silver Ore
- Advantages: High Productivity
- Color: According To Customer's Requirement
- Highlight: 500kg/h Wet Pan Mill, 150 Mesh Wet Pan Mill, 500 kg Wet Pan Mill



More Images



Product Description

1100 1200 model 500kg per hour water wet pan mills to Africa

Wet pan mill, also called gold grinding machine, water pan mill, gold round mill, chilean mill, and wheel grinding machine. It is mainly used for grinding gold, silver, lead, zinc, iron, copper and other ores after they are crushed. All ores that can be processed by ball mills can be used by wet pan mills. The final product size is less than 150 meshes which is suitable for the next beneficiation process. 1100 1200 model wet pan mill have become a popular gold grinding mill machine for small and medium gold miners due to its advantages of easy installation, high capacity and low investment in mining sites such as Sudan, Zambia, Mauritania, Saudi Arabia, Egypt ,Nepal.

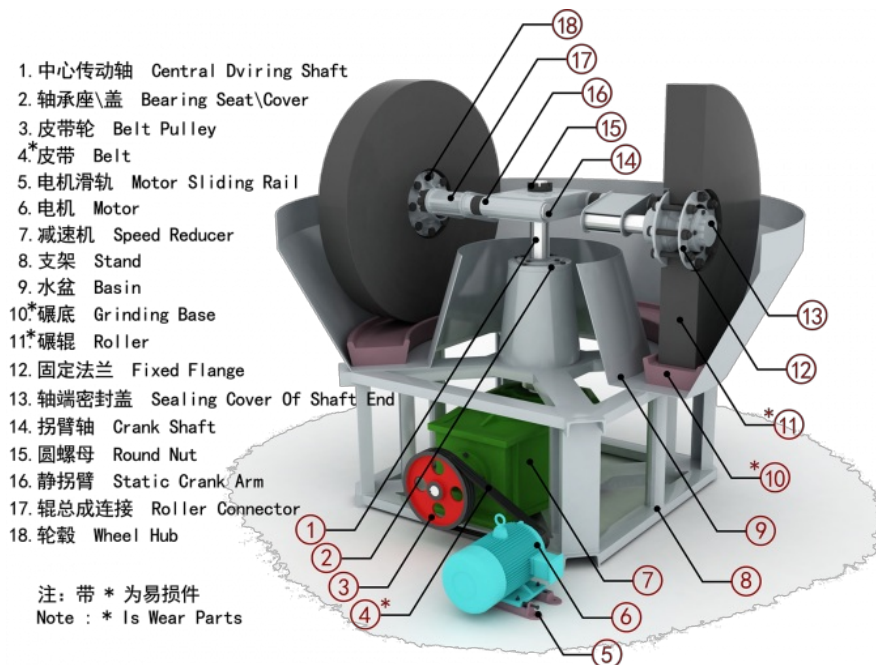
Product picture





Working principle

Wet pan mill mainly through the raw material stirring, rolling, crushing, rolling repeatedly to achieve water balance, uniform ratio, low gas content, improve the molding rate and molding quality, through the machine grinding material molding products, with high density, good strength, no porosity ratio and other characteristics. High efficiency and energy saving, high output, the product is used for the recovery of tailings in the iron ore process, does not make the loss of mineral powder, so that effective resources can be fully utilized.



Main Features of Wet Pan Mill

1. The casting are made of high manganese steel liner, which greatly increases the service life and increases the capacity by 30%-60%.
2. The whole set of equipment and castings are installed by small parts, so that they do not require large lifting equipment in remote mining areas, are not affected by the site, and reduce labor.
3. Increase the weight of the grinding wheel and reduce the area of thrust surface. The rotation of the grinding wheel increases the pressure of the crushed ore, thereby increasing the capacity.
4. It can be produced by a single machine or in groups, and it can achieve the same grinding result as a ball mill, but the cost is much lower than the ball mill.
5. The machine adopts a new gearbox and soft start device, which saves energy and reduces production costs.

Specification

Model	Type (mm)	Max feed size (mm)	Capacity(t/h)	Power(kw)	Weight(ton)
1600	1600x350x200x460	25	1-2	Y6L-30	13.5
1500	1500x300x150x420	25	0.8-1.5	Y6L-22	11.3
1400	1400x260x150x350	25	0.5-0.8	Y6L-18.5	8.5
1200	1200x180x120x250	25	0.25-0.5	Y6L-7.5	5.5
1100	1100x160x120x250	25	0.15-0.25	Y6L-5.5	4.5
1000	1000x180x120x250	25	0.15-0.2	Y6L-5.5	4.3

Wet pan mill operating rules

1. The operator must be trained by the manufacturer and fully understand the structure and performance of the machine before they can operate. The operator must comply with the relevant safety and shift transfer system.
2. Before work, strictly follow the lubricating oil regulations to refuel, and keep the oil amount appropriate, the oil circuit smooth, and the oil injection port clean.
3. Check whether the circuit, electrical parts, line connectors, switches are solid and complete. If there is damage, it must be repaired and replaced.
4. Check whether the parts of the machine are intact, whether the roller rotates flexibly, the tightness of the transmission belt, and whether the transmission parts are securely connected; After the inspection is completed, the boot idling for 3-5 minutes, confirm that the parts are normal, before adding the ore, and must be added in strict accordance with the prescribed amount of ore, it is strictly prohibited to overload work.
5. When feeding the ore, the material must be sifted to prevent hard metal debris such as iron blocks from being put into the mill and damaging the machine.
6. When stopping for some reason, the material in the roller should be removed first, and then started. It is strictly prohibited to forcibly start with heavy load.
7. When the machine is in operation, the operator shall not leave, and should often inspect the working conditions of various parts. In case of abnormal sound of the equipment, large vibration of the roller, excessive temperature of the reducer oil,

overheating of the motor housing, and slip of the transmission belt, the machine should be shut down immediately.

8. During the shutdown process, when the roller is not completely stopped, it is not allowed to extend the arm and other instruments into the roller basin to prevent injury and damage to the machine.

Spare Parts



Working site

ASCEND



ASCEND engineer assist installation in Sudan



We also supply

Crushing Equipment



Jaw Crusher



Cone Crusher



Impact Crusher



2-Roller Crusher



Compound Crusher



Hammer Crusher

Grinding Equipment



Wet Pan Mill



Ball Mill



Raymond Mill

Beneficiation Equipment



Flotation Machine



6-S Shaking Table



Jigging Machine

Feeder & Conveyor



GZD Vibrating Feeder



Belt Conveyor



Screw Conveyor



Bucket Elevator

Contact us

Contact: Wilson
Mobile: +86-18221130967
Email: wilson_ascendme@163.com





Wechat



WhatsApp



ASCEND Henan Ascend Machinery Equipment Co., Ltd.

 +86 18221130967  wilson_ascendme@163.com  mining-crushermachine.com

Shenglong block, high tech zone, Zhengzhou, China